

At-Home Student Data Trackers

Help track and celebrate your student's progress by regularly reviewing their *i-Ready* My Progress page and using one of these at-home student data trackers with them.

Name: _____ **My Monthly *i-Ready* Personalized Instruction Progress**

Directions: From your *i-Ready* dashboard, click on the My Progress button. Review your My Progress page and use that information to track your progress below.

Mathematics			
Week Of	Number of Minutes	Number of Lessons	One thing I learned this week ...

Reading			
Week Of	Number of Minutes	Number of Lessons	One thing I learned this week ...

Learn More! Visit i-ReadyCentral.com/FamilyCenter
 © 2020 Curriculum Associates, LLC. All rights reserved. | 11/20/20

Page 2

Name: _____ Week of: _____

Click the My Progress icon on your *i-Ready* dashboard.
 Color or write in the information that appears on your *i-Ready* dashboard.

Mathematics					
Monday	Tuesday	Wednesday	Thursday	Friday	What is one thing you learned this week?
Time-on-Task	Time-on-Task	Time-on-Task	Time-on-Task	Time-on-Task	
Lessons Passed	Lessons Passed	Lessons Passed	Lessons Passed	Lessons Passed	

Reading					
Monday	Tuesday	Wednesday	Thursday	Friday	What is one thing you learned this week?
Time-on-Task	Time-on-Task	Time-on-Task	Time-on-Task	Time-on-Task	
Lessons Passed	Lessons Passed	Lessons Passed	Lessons Passed	Lessons Passed	

Learn More! Visit i-ReadyCentral.com/FamilyCenter
 © 2020 Curriculum Associates, LLC. All rights reserved. | 11/20/20

Page 3

Name: _____

Click the My Progress icon on your *i-Ready* dashboard.
 Color or write in the information that appears on your *i-Ready* dashboard.

Date (Week or Day)	Mathematics		Reading	
	Time-on-Task	Lessons Passed	Time-on-Task	Lessons Passed

Learn More! Visit i-ReadyCentral.com/FamilyCenter
 © 2020 Curriculum Associates, LLC. All rights reserved. | 11/20/20

Page 4

Name: _____ Circle subject: Math Reading

Click the My Progress icon on your *i-Ready* dashboard.
 Color or write in the information that appears on your *i-Ready* dashboard.

Date (Week or Day)	Time-on-Task	Lessons Passed

Learn More! Visit i-ReadyCentral.com/FamilyCenter
 © 2020 Curriculum Associates, LLC. All rights reserved. | 11/20/20

Page 5

Name: _____ Week of: _____ Circle subject: Math Reading

Click the My Progress icon on your *i-Ready* dashboard.
 Color or write in the information that appears on your *i-Ready* dashboard.

Monday	Tuesday	Wednesday	Thursday	Friday
Time-on-Task	Time-on-Task	Time-on-Task	Time-on-Task	Time-on-Task
Lessons Passed	Lessons Passed	Lessons Passed	Lessons Passed	Lessons Passed
What is one thing you learned this week?				

Learn More! Visit i-ReadyCentral.com/FamilyCenter
 © 2020 Curriculum Associates, LLC. All rights reserved. | 11/20/20

Page 6

Name: _____

My Monthly *i-Ready Personalized Instruction* Progress

Directions: From your *i-Ready* dashboard, click on the My Progress  button. Review your My Progress page and use that information to track your progress below.

+ - Mathematics			
Week Of	Number of Minutes	Number of Lessons	One thing I learned this week ...

📖 Reading			
Week Of	Number of Minutes	Number of Lessons	One thing I learned this week ...

Name: _____

Week of: _____



Click the My Progress icon on your *i-Ready* dashboard.



Color or write in the information that appears on your *i-Ready* dashboard.

Mathematics

Monday	Tuesday	Wednesday	Thursday	Friday	What is one thing you learned this week?
Time-on-Task 	Time-on-Task 	Time-on-Task 	Time-on-Task 	Time-on-Task 	
Lessons Passed 	Lessons Passed 	Lessons Passed 	Lessons Passed 	Lessons Passed 	

Reading

Monday	Tuesday	Wednesday	Thursday	Friday	What is one thing you learned this week?
Time-on-Task 	Time-on-Task 	Time-on-Task 	Time-on-Task 	Time-on-Task 	
Lessons Passed 	Lessons Passed 	Lessons Passed 	Lessons Passed 	Lessons Passed 	



Name: _____



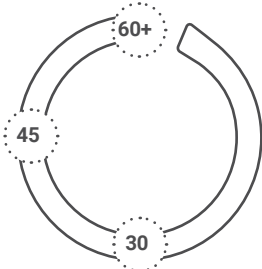

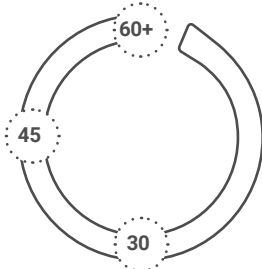

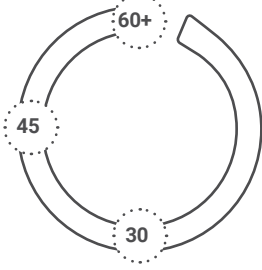

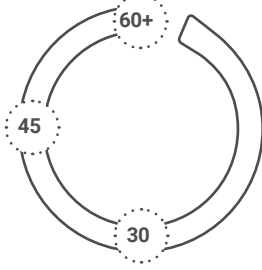

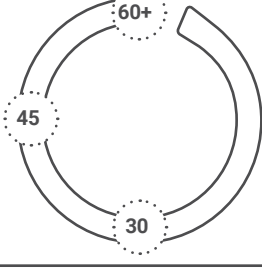

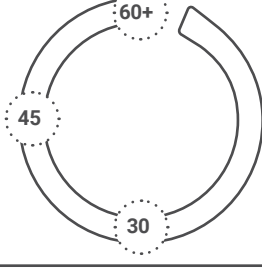

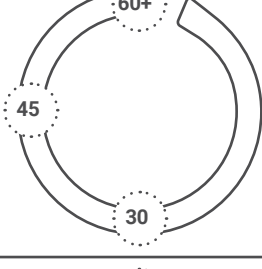

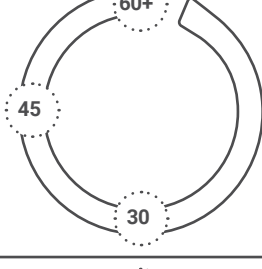

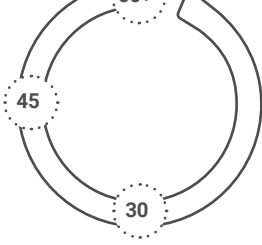



Click the My Progress icon on your *i-Ready* dashboard.



Color or write in the information that appears on your *i-Ready* dashboard.

Mathematics

Reading

Date (Week or Day)	Time-on-Task	Lessons Passed	Time-on-Task	Lessons Passed
				
				
				
				
				



Click [here](#) to download this resource as an individual page.

Name: _____

Circle
subject:


Math

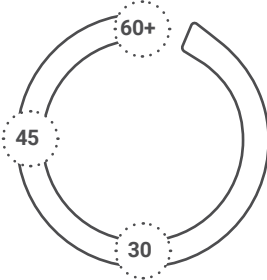

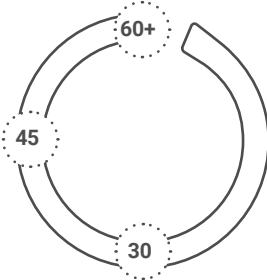

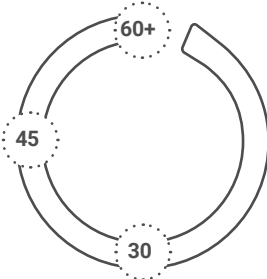

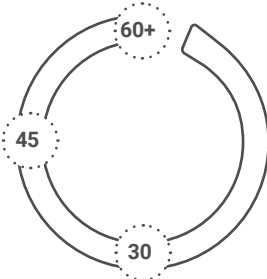




Reading



Click the My Progress icon on your *i-Ready* dashboard.



Color or write in the information that appears on your *i-Ready* dashboard.

Date (Week or Day)	Time-on-Task	Lessons Passed
		
		
		
		
		



Click [here](#) to download this resource as an individual page.

Name: _____

Week of: _____



Click the My Progress icon on your *i-Ready* dashboard.



Color or write in the information that appears on your *i-Ready* dashboard.

Circle
subject:



Math



Reading

Monday	Tuesday	Wednesday	Thursday	Friday
Time-on-Task 	Time-on-Task 	Time-on-Task 	Time-on-Task 	Time-on-Task
Lessons Passed 	Lessons Passed 	Lessons Passed 	Lessons Passed 	Lessons Passed

What is one thing you learned this week?



Click [here](#) to download this resource as an individual page.